

ZIPSCREEN EXTREME | S100

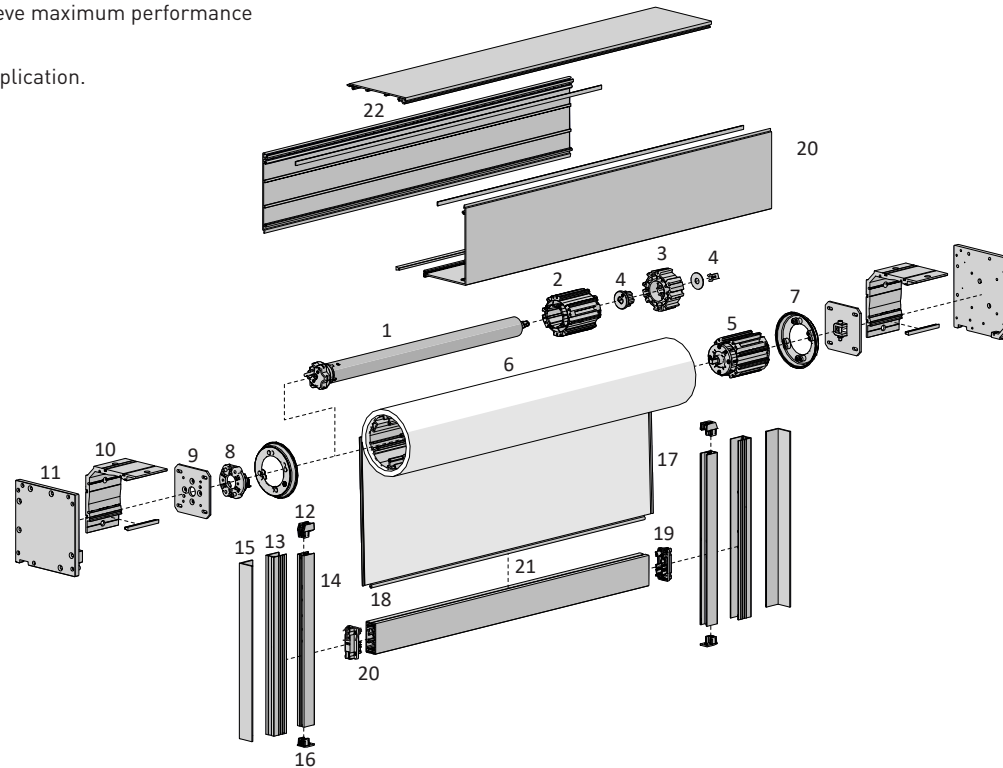
The ZIPSCREEN EXTREME system and AUTOMATE motorised solution is an integration of the popular Zipscreen and robust Extreme products, to produce a wide screen retention solution capable of automating shades up to 7m (23') in width and 5m (16.5') drops. Utilising stainless steel hardware, a premium aluminium extruded cassette and a choice of 110mm (4.3") or 130mm (5.1") aluminium tubes, ZIPSCREEN EXTREME can be used internally or externally.

FUNCTIONAL BENEFITS

- Stylish cassette hides componentry while offering a sophisticated motorised solution.
- AUTOMATE motorisation solution capable of Impact Detection functionality.
- Same robust side channels as the Zipscreen system.

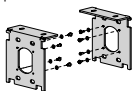
FEATURES

- Optional universal stainless steel open bracket for Top, Face or Side fix applications
- Choice of two rigid aluminium tube sizes achieve maximum performance for any system size.
- Range of mounting options suitable for any application.
- Complete suite of Stainless Steel hardware.
- Heavy duty adjustable bearing idler.



SYSTEM OPTIONS

Open



CONTROL OPTIONS




SENSOR OPTIONS

Wind & Light Sensor



COLOUR RANGE



SYSTEM INDEX

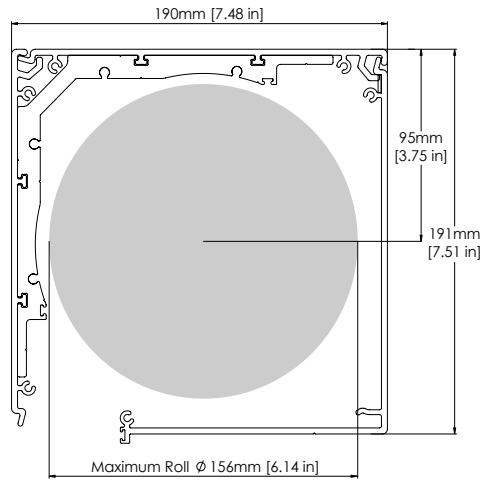
1	AUTOMATE AX30 & AX50 Motors Refer regional catalogue for part numbers.
2	Zipscreen Extreme Crown Wheel - S100 RB80-0711-073100
3	Extreme Drive Wheel - S100 RB80-0301-073100
4	AUTOMATE AX Motor Drive Wheel Adaptor Kit for EXTREME MT03-0198-025008
5	Extreme Bearing Idler Universal RB80-0202-073100
6	S100 Aluminium Tube RB93-0110-000600 - S100 110mm STD RB93-0130-000700 - S100 130mm HD
7	Zipscreen Extreme Reducer Set RB80-0501-0501#0
8	Zamak Adaptor RB56-0762-014050
9	Extreme Bracket Adaptor Kit (Motor & Idler Plate RB80-1503-xxx110
10	BOX 190 Universal Bracket RE01-1105-020100
11	BOX 190 Cassette End Plate & Screws RE01-1105-xxx001
12	Zipscreen Inner Rail Funnel & Stop Set SB05-1411-050001
13	Zipscreen - U Mounting Rail SB04-0702-xxx550
14	Zipscreen - Zip Inner Rail SB04-0701-xxx550
15	Fixing Rail (Face Fix Installation) SB04-0704-xxxLLL
16	Zipscreen - Zip Inner Rail Bottom Cap Set SB05-1511-050001
17	Zip - No.6 Gauge SH91-0135-050200
18	7mm Fabric Spline with 15mm Tail SB91-0409-050015
19	F72 Weight Bar End Cap Set Zipscreen RE15-0512-xxx000
20	F72 HD External Weight Bar RE15-0112-xxxLLL
21	Extreme Cassette Front Cover Extrusion RE01-0107-xxxLLL
22	Extreme Cassette Top & Back Extrusion RE01-0106-xxxLLL
*	Foam Tape SB91-0516-xxx009
*	Bubble Seal Strip Options SB91-00xx-xxxLLL
*	Fabric Brush - T-Slot Fit - 10mm High SB91-0012-050300

xxx = colour
= size /type

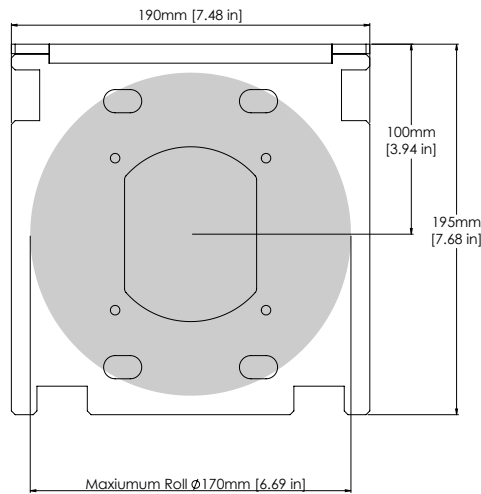
ZIPSCREEN EXTREME | S100

MAX ROLL

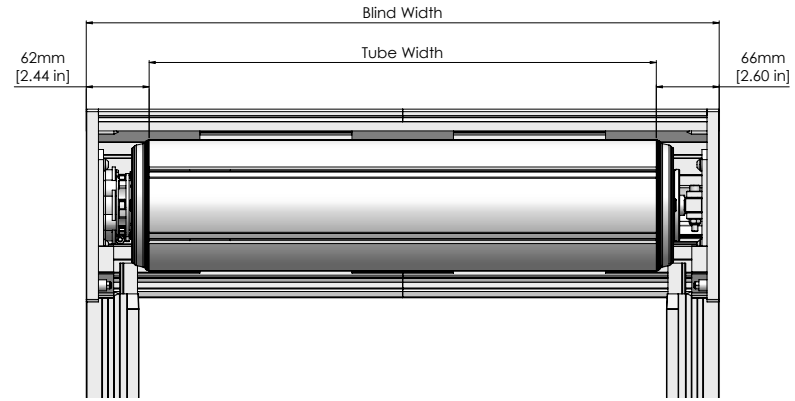
EXTREME ZIPSCREEN BOX 190



EXTREME ZIPSCREEN OPEN



DEDUCTIONS



Configuration	Total
Box 190	128mm [5.04 in]
Extreme Open	114mm [4.49 in]

Box 190 Cassette | Recess Fix Channel.

Refer Assembly Manual for further details.

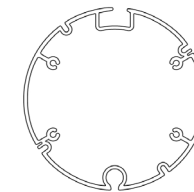
SYSTEM CAPACITY CHART

		WIDTH												
		2.8	3.2	3.6	4.0	4.4	4.8	5.2	5.6	6.0	6.4	6.8	7.0	
DROP	m													
	2.0													79
	2.4													95
	2.8													111
	3.2													126
	3.6													142
	4.0													158
	4.4													174
	4.8													189
	5.0													197
		111	126	142	158	174	189	205	221	237	252	268	276	in

LEGEND	DESCRIPTION
	Outside Product Specifications
	S100 110 STD Open or Box 190
	S100 130 HD Open or Box 190
	S100 130 HD Open

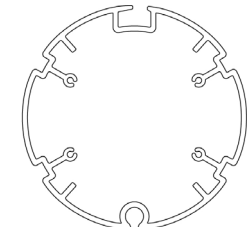
Refer Product Specifications Manual for further details.

ALUMINIUM TUBES



S100 | 110 STANDARD

CODE: RB93-0110-000600
 O.D.: 110mm [4.3"]
 Length: 6m [19.7']



S100 | 130 HEAVY DUTY

CODE: RB93-0130-000700
 O.D.: 130mm [5.1"]
 Length: 7m [23']